



DESCRIPTION

926NS

H-valve for double pipe systems, angle.

Drainable by use of art.99SP.

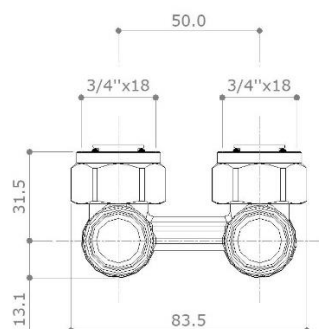
Connection to the pipe: compression ends.

Connection to the radiator: tail with O-Ring.

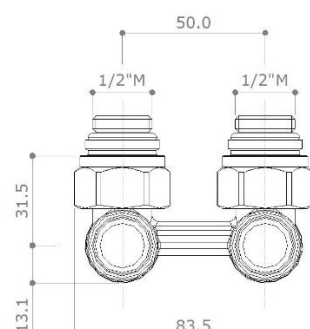
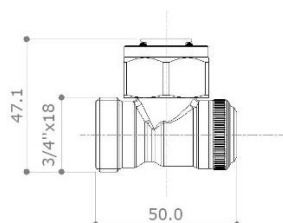
Nickel plated. Without fittings.

Available options: for radiator end (3/4"x18) o 1/2" M

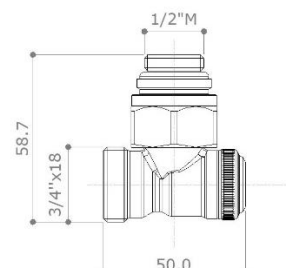
DIMENSIONS



(3/4"X18) X (3/4"X18)
0925 included



(3/4"X18) X 1/2"
0915SN included



Dimensions in **mm**

All threads are conform to ISO 7 or ISO 228 standards

MATERIALS

| | |
|----------------|----------------------------|
| Body | CW617N (EN12165) CuZn40Pb2 |
| Shutter | CW614N (EN12165) CuZn39Pb3 |
| Cap | CW614N (EN12165) CuZn39Pb3 |

| | |
|----------------|----------------------------|
| Nut | CW617N (EN12165) CuZn40Pb2 |
| Guide | CW614N (EN12165) CuZn39Pb3 |
| O-Rings | EPDM / NBR |

RECOMMENDED WORKING TEMPERATURE/PRESSURE LIMITS

10 bar – 110°C – non shock

AVAILABLE ADAPTERS

It is important to relate to specific/available adapters (3/4"x18) for different kinds of pipe materials and combinations of diameter/thickness.

3015 – 3015CR



3015SCR



3625



PRESSURE DROP DIAGRAM

$$\Delta P = \left[\frac{Q}{Kv} \right]^2$$

$$Q = Kv * \sqrt{\Delta P}$$

Where

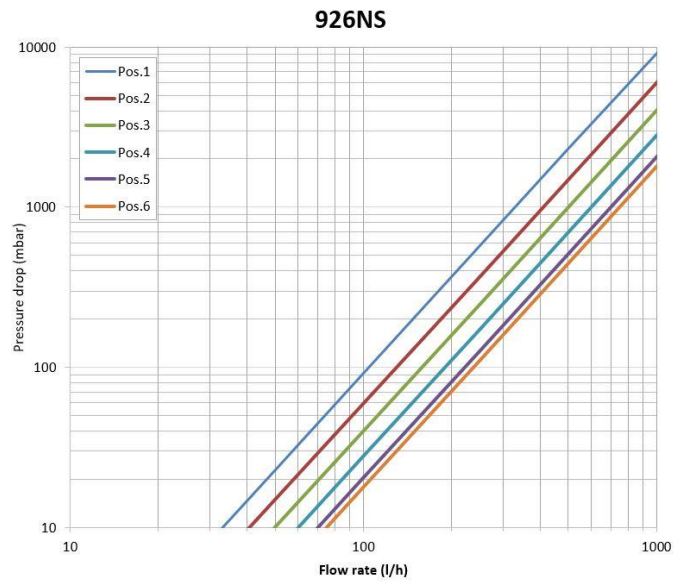
Q is the flow rate [m³/h]

Kv is the flow rate factor [m³/h]

ΔP is the pressure drop across the valve [bar]

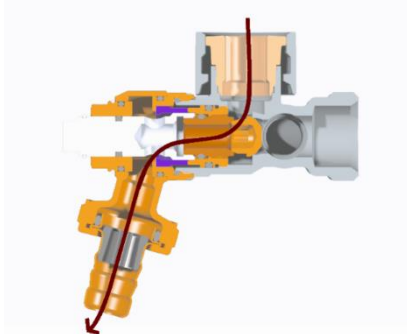
(*) **Balancing** on the first lockshield valve starting from the total close position; the second lockshield valve is fully open.

| Pos. | 1 | 2 | 3 | 4 | 5 | 6 |
|----------------|------|------|-----|-----|-----|------|
| KV | 0.33 | 0.41 | 0.5 | 0.6 | 0.7 | 0.75 |
| Turns * | 0.5 | 1 | 1.5 | 2 | 2.5 | T.O. |



DRAINING OPTION

Art. 99SP



RADIATOR DRAINING:

Before draining the radiator: close the inlet and outlet valves. Fit the draining device 99SP on the thread that usually holds the safety cap, ensuring its stem is located correctly on the pentagon on top of the regulating device. Rotate the stem clockwise, using a 9 mm key, as far as it will go and open the air bleeding screw. The radiator will discharge through the hose union.