



DESCRIPTION

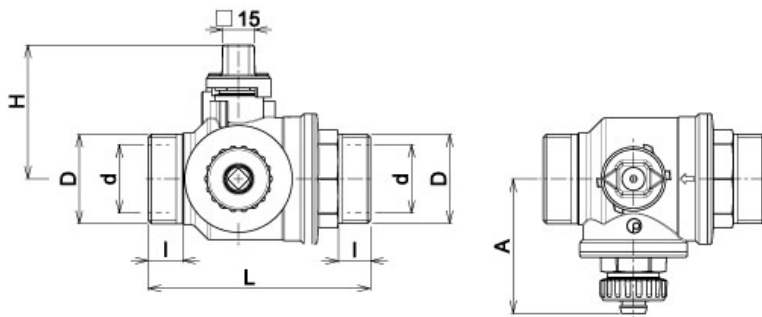
56F/2

M x M flat end ball valve with integrated strainer type FM28 easy to inspect and with automatic cleaning device. 15 mm square head.

Patent IT-271094

According to EN 13828

DIMENSIONS



Type	1"	1" x DN32
D	1"	1"
d	19	25
A	56	65
H	58	63
L	89	104
I	13	13
Kv*	7.5	13

Dimensions in mm

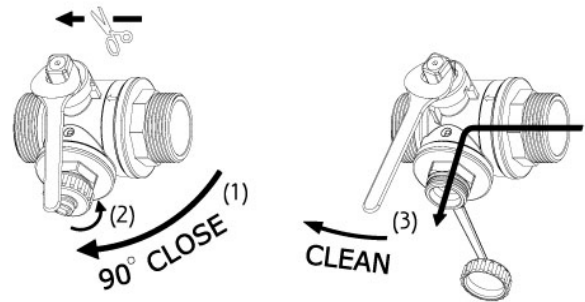
All threads are conform to ISO 7 or ISO 228 standards

*Referred to the diagram on the next page

MATERIALS

Body	CW617N (EN 12165) CuZn40Pb2
Connection End	CW617N (EN 12165) CuZn40Pb2
Ball	CW602N (EN 12167) CuZn36Pb2As Chrome plated
Seats	PTFE
Stem	CW614N (EN 12164) CuZn39Pb3
Stuffing box	CW614N (EN 12164) CuZn39Pb3
Gland packing	1 x PTFE
O-rings (stem)	2 x FKM
Square head	CW617N (EN 12165) CuZn40Pb2
Screw	S.S. AISI 304
Side cap	CW617N (EN 12165) CuZn40Pb2
O-ring (side cover)	EPDM
Strainer	S.S. AISI 304
Side cap (3/4")	CW617N (EN 12165) CuZn40Pb2
Washer	EPDM
Seeger ring	Bronze

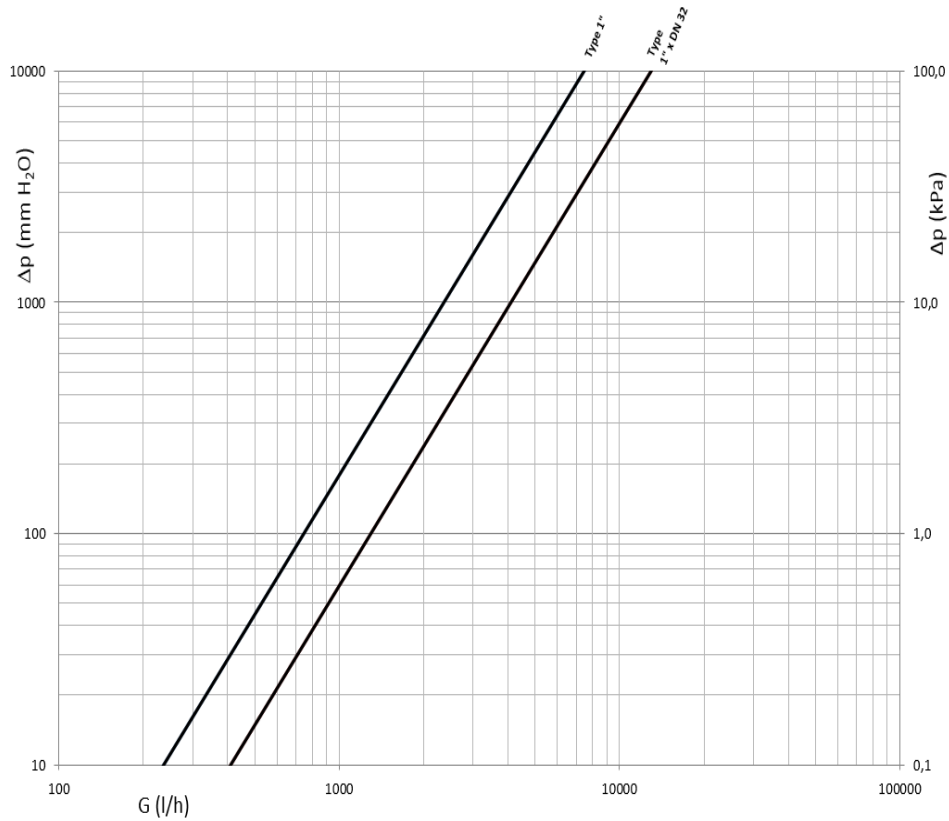
PROCEDURE FOR AUTOMATIC FILTER CLEANING



AVAILABLE STRAINERS

Type	Mesh per linear 1"	Filtering capacity	Casing
FM028	28	∅ 700 µm (0,7 mm)	Single
FM040	40	∅ 300 µm (0,3 mm)	Single
FM060	60	∅ 230 µm (0,23 mm)	Double
FM080	80	∅ 180 µm (0,18 mm)	Double
FM100	100	∅ 150 µm (0,15 mm)	Double

PRESSURE DROP DIAGRAM



Dim.	1"	1" X DN32
Kv	7.5	13
PN	16	16

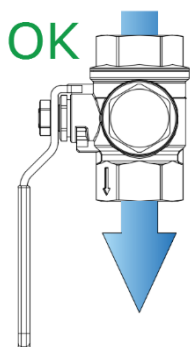
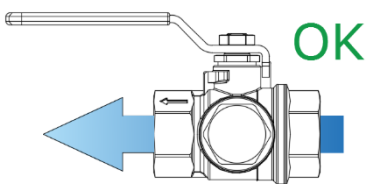
* With FM28 strainer

RECOMMENDED WORKING TEMPERATURE/ PRESSURE LIMITS

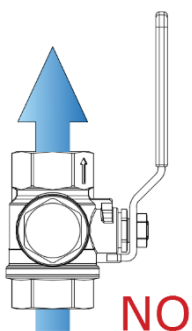
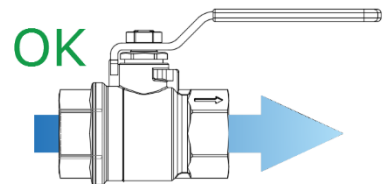
16 bar - 100°C - non shock

10 bar - 120°C - non shock

INSTALLATION



Strainer basket pointed upward, dirt blocked and it cannot drop down into the pipe when the flow is stopped.



Strainer basket pointed downward, dirt not blocked and it can drop down into the pipe when the flow is stopped.

